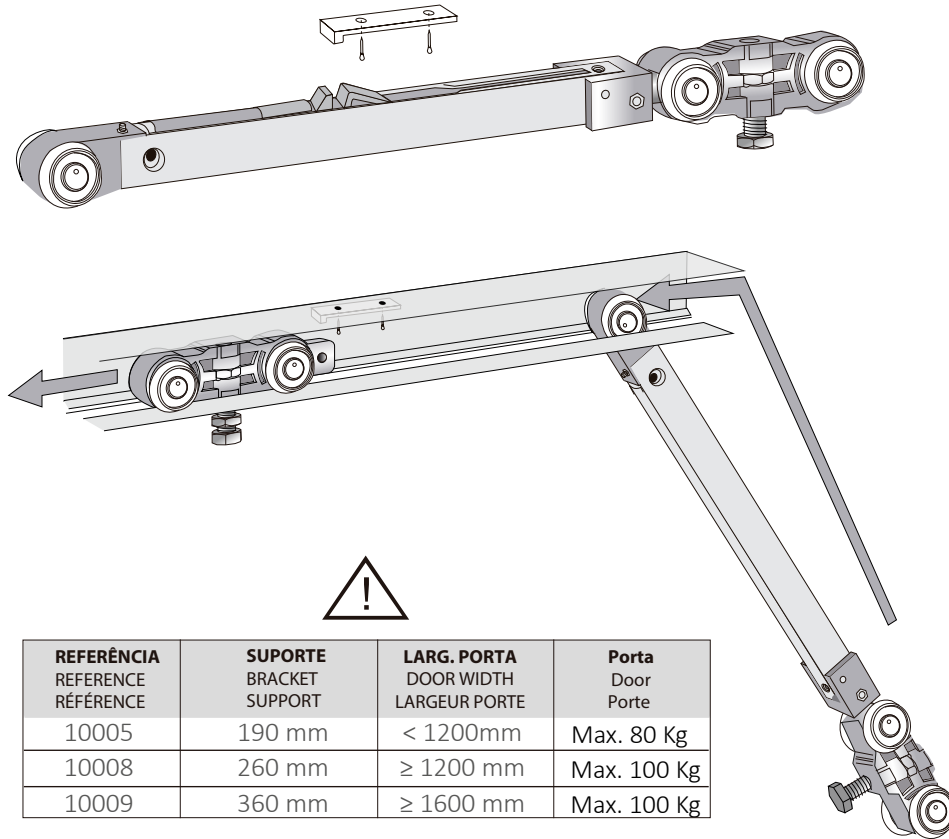
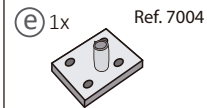
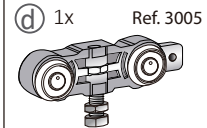
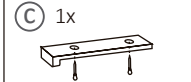
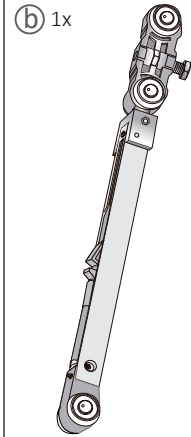
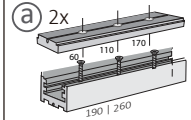


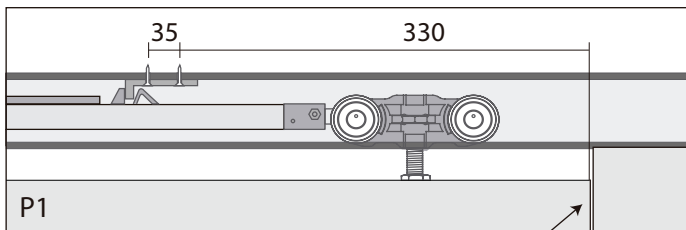
KIT ACESSÓRIOS CAIXILHO PLUS SOFT 10005 | 10008 | 10009

Aplicação porta de madeira | Wooden door installation | Pose de porte en bois | Aplicación puerta de madera

KIT COMPOSTO | KIT COMPOSED
KIT COMPOSÉ PAR | KIT COMPUESTO



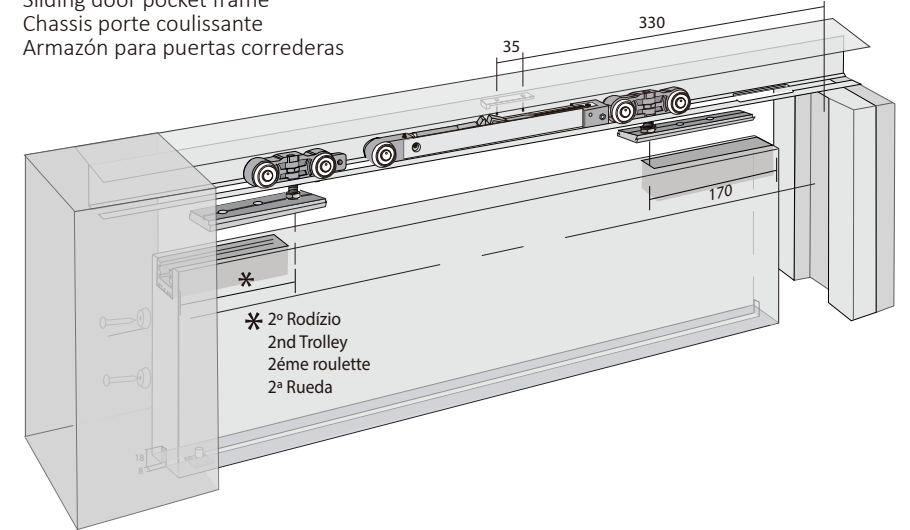
REFERÊNCIA REFERENCE RÉFÉRENCE	SUPORTE BRACKET SUPPORT	LARG. PORTA DOOR WIDTH LARGEUR PORTE	Porta Door Porte
10005	190 mm	< 1200mm	Max. 80 Kg
10008	260 mm	≥ 1200 mm	Max. 100 Kg
10009	360 mm	≥ 1600 mm	Max. 100 Kg



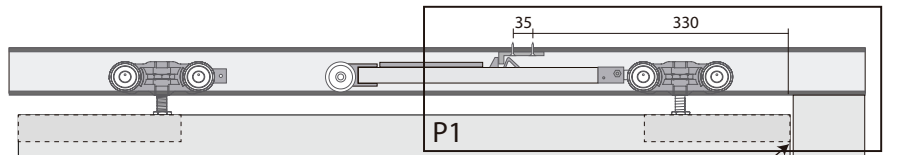
Limite da porta | Door limit | Limite de porte | Límite de la puerta

CAIXILHO PARA PORTA DE CORRER

Sliding door pocket frame
Chassis porte coulissante
Armazón para puertas correderas



Furação para o ativador calculada para batente de espessura mínima de 16mm
Activator drilling calculated for strike post of 16 mm minimum thickness
Percé pour l'activateur calculé pour un montant de butée d'épaisseur minimale de 16mm
Taladrado para el activador calculado para batente de espesor mínimo de 16mm



Limite da porta | Door limit | Limite de porte | Límite de la puerta

LARGURA DA PORTA Door width Largeur de la porte Ancho de la puerta	* DISTÂNCIA 2º RODÍZIO Distance 2nd Trolley Distance 2ème Roulette Distancia 2ª Rueda
750 a 799	60
800 a 850	110
>850	170

Dimensões em milímetro | Dimensions in millimeters
Dimensions en millimètres | Dimensiones en milímetros